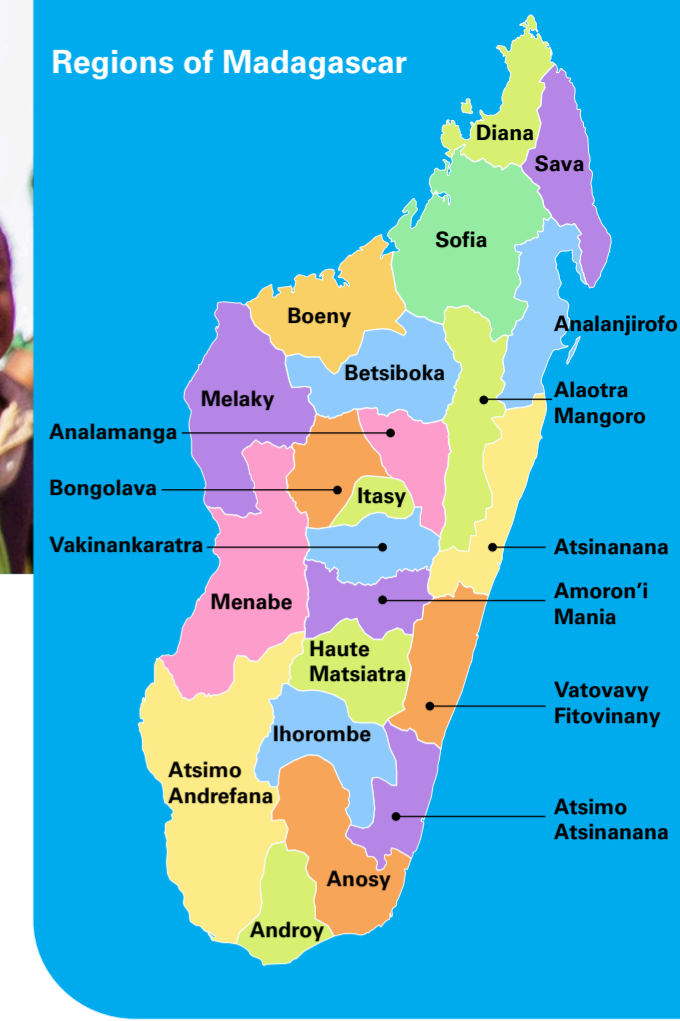


### Main survey results

Regions of Madagascar



SURVIVE	Regions																	Madagascar					
	Analamanga	Vakinankaratra	Itasy	Bongolava	Haute Matsiatra	Amoron'i Mania	Vavovavy Fitovinany	Ihorombe	Atsimo Atsinanana	Atsinanana	Analanjiroro	Alaotra Mangoro	Boeny	Sofia	Betsiboka	Melaky	Atsimo Andrefana		Androy	Anosy	Menabe	Diana	Sava
Neonatal mortality rate	21	30	20	24	21	18	25	22	31	7	23	24	15	20	30	13	15	24	17	19	32	22	21
Infant mortality rate	30	48	37	47	40	35	45	39	56	26	45	38	42	40	63	30	47	39	39	37	48	27	40
Under-five mortality rate	39	65	50	58	59	44	85	58	88	42	64	53	63	51	87	44	76	56	74	65	55	38	69

Over the past 15 years, the mortality rate of children under five has steadily declined from 72 per thousand in 2006 to 59 per thousand in 2016

Every hour, 6 children die before reaching their fifth birthday, including 2 children under a month old

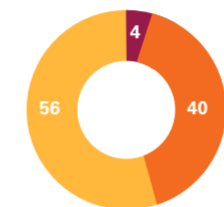


- Neonatal mortality (NN): Probability of dying within the first month on life
- Infant mortality (1q0): Probability of dying between birth and first birthday
- Under-five mortality (5q0): Probability of dying between birth and the fifth birthday

THRIVE - REPRODUCTIVE AND MATERNAL HEALTH	Regions																	Madagascar					
	Analamanga	Vakinankaratra	Itasy	Bongolava	Haute Matsiatra	Amoron'i Mania	Vavovavy Fitovinany	Ihorombe	Atsimo Atsinanana	Atsinanana	Analanjiroro	Alaotra Mangoro	Boeny	Sofia	Betsiboka	Melaky	Atsimo Andrefana		Androy	Anosy	Menabe	Diana	Sava
Percentage of women age 15-49 years currently married or in union who are using (or whose partner is using) a modern contraceptive method	43	42	52	48	56	41	41	35	16	48	42	51	38	38	40	43	30	8	36	52	31	42	41
Percentage of women age 15-49 years who during the pregnancy were attended at least once by skilled health personnel (ANC 1)	93	95	94	92	89	86	82	76	72	88	82	86	79	90	90	81	81	77	76	65	90	81	85
Percentage of women whose birth was attended by skilled health personnel	74	51	56	45	34	43	25	22	21	55	49	55	46	38	51	29	35	30	54	36	67	59	46

Every second birth is assisted by a skilled health personnel. A significant discrepancy is observed between urban (72%) and rural (40%)

Family planning



- No method
- Any traditional method
- Any modern method

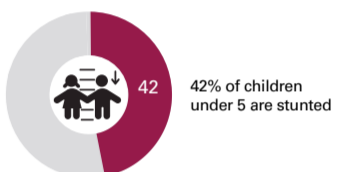
40% of women aged 15-49 years currently married or in union use (or whose partner uses) a contraceptive method

THRIVE - CHILD HEALTH, NUTRITION AND DEVELOPMENT	Regions																	Madagascar					
	Analamanga	Vakinankaratra	Itasy	Bongolava	Haute Matsiatra	Amoron'i Mania	Vavovavy Fitovinany	Ihorombe	Atsimo Atsinanana	Atsinanana	Analanjiroro	Alaotra Mangoro	Boeny	Sofia	Betsiboka	Melaky	Atsimo Andrefana		Androy	Anosy	Menabe	Diana	Sava
Percentage of children aged 12-23 months fully immunized	52	44	61	51	36	24	28	9	19	27	49	45	18	28	24	30	16	24	39	20	28	12	33
Percentage of children aged 0-5 months who are exclusively breastfed	68	67	39	52	64	63	53	49	50	71	51	60	52	53	47	31	27	23	37	25	24	61	51
Percentage of children aged 6-23 months who received the minimum dietary diversity	47	31	29	32	14	16	18	11	15	27	34	27	16	27	13	11	17	6	21	22	41	21	25
Percentage of children under 5 years of age who suffer from stunting	48	60	45	52	53	55	44	31	20	46	31	47	34	29	34	26	38	39	38	34	30	38	42
Percentage of children under 5 years who suffer from wasting	5	6	6	7	5	6	13	7	3	5	7	6	9	5	11	6	6	7	8	11	5	5	6
Percentage of children aged 36-59 months who are developmentally on track in at least domains	81	60	71	50	75	63	59	73	69	60	66	53	70	69	68	74	74	49	52	65	76	87	67

- Fully immunized: BCG, Penta 1-3, Polio 1-3, PCV 10 1-3, Rota 1-2, and Measles
- Dietary diversity: Receiving at least 5 of the 8 recommended food groups
- The 4 domains of child development are literacy-numeracy, physical, social-emotional, and learning

Stunting:

Stunting refers to a child who is too short for his or her age. Stunting is the failure to grow both physically and cognitively and is the result of chronic or recurrent malnutrition.



Wasting refers to a child who is too thin for his or her height. Wasting, or acute malnutrition, is the result of recent rapid weight loss or the failure to gain weight. A child who is moderately or severely wasted has an increased risk of death, but treatment is possible.

LEARNING	Regions																	Madagascar					
	Analamanga	Vakinankaratra	Itasy	Bongolava	Haute Matsiatra	Amoron'i Mania	Vavovavy Fitovinany	Ihorombe	Atsimo Atsinanana	Atsinanana	Analanjiroro	Alaotra Mangoro	Boeny	Sofia	Betsiboka	Melaky	Atsimo Andrefana		Androy	Anosy	Menabe	Diana	Sava
Net attendance ratio in primary school	95	85	89	79	85	80	70	58	57	86	87	84	67	84	70	65	49	68	50	61	86	94	76
Net attendance ratio in lower secondary school	48	29	28	18	23	29	19	15	13	36	34	39	24	35	18	9	10	8	13	16	44	38	27
Net attendance ratio in upper secondary school	32	15	12	6	10	8	7	5	4	13	6	16	13	9	4	2	5	4	4	6	21	8	13
Primary school completion rate	82	66	62	55	58	56	44	32	33	59	76	66	41	67	46	30	26	27	31	37	74	75	56
Percentage of children aged 7-14 years who demonstrate foundational reading skills	51	25	36	29	25	24	9	11	11	36	22	41	20	15	18	12	6	3	14	15	18	25	23
Percentage of Children aged 7-14 years demonstrating foundational numeracy skills	18	3	8	4	5	6	3	0	4	10	6	15	6	15	8	2	2	1	4	2	9	4	7

- Foundational reading skills: 1) correctly reads 90% of words in a story (in Malagasy or French), 2) answers three literal comprehension questions, 3) answers two inferential comprehension questions
- Foundational numeracy skills: successfully completes 1) a number reading task, 2) a number discrimination task, 3) an addition task, and 4) a pattern recognition and model completion

Foundational numeracy skills:

76% successfully completes 1) a number reading task, 2) a number discrimination task, 3) an addition task, and 4) a pattern recognition and model completion

Lower secondary net attendance ratio (adjusted):

27% of children aged 11 to 14 attend lower secondary school or higher

Completion rate

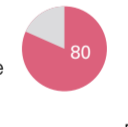
Primary school completion rate:

56% of children aged 14-16 have completed primary school

PROTECTION FROM VIOLENCE AND EXPLOITATION	Regions																	Madagascar					
	Analamanga	Vakinankaratra	Itasy	Bongolava	Haute Matsiatra	Amoron'i Mania	Vavovavy Fitovinany	Ihorombe	Atsimo Atsinanana	Atsinanana	Analanjiroro	Alaotra Mangoro	Boeny	Sofia	Betsiboka	Melaky	Atsimo Andrefana		Androy	Anosy	Menabe	Diana	Sava
Percentage of children under age 5 whose births are reported registered with a civil authority	97	93	96	89	93	95	81	72	57	88	69	90	74	65	69	65	40	70	83	70	91	80	79
Percentage of children 1-14 years old who have experienced any method of violent discipline	84	86	92	93	81	82	89	72	75	87	83	91	88	83	90	86	89	88	92	88	85	85	86
Percentage of children aged 5 to 17 engaged in child labour	33	59	49	40	65	54	51	56	55	41	29	45	30	45	54	49	49	62	56	53	28	28	47
Percentage of women aged 20-24 married before the age of 18	21	31	34	45	37	31	47	51	60	37	44	34	39	54	51	54	66	51	47	43	37	36	40
Percentage of men aged 20-24 married before the age of 18	6	9	6	12	13	9	12	14	13	9	26	7	13	14	18	14	16	25	25	6	24	11	12
Percentage of women aged 15 to 49 who experienced physical violence in the 12 months preceding the survey	14	6	7	7	7	7	3	3	1	7	5	7	7	6	7	5	2	3	8	10	6	6	7
Percentage of women aged 15 to 49 who experienced sexual violence in the 12 months preceding the survey	9	9	13	9	2	5	3	6	5	5	12	5	6	4	8	6	2	3	9	16	4	2	6

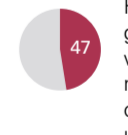
Birth registration:

8 out of 10 children under 5 are registered at the civil registry office

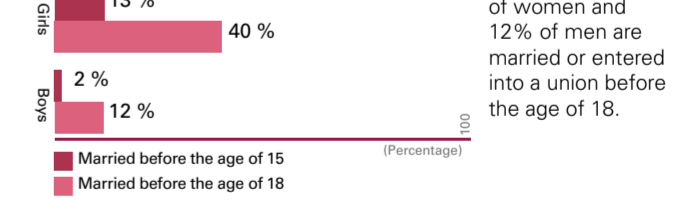


Child labour:

47% of children aged 5-17 are engaged in child labour



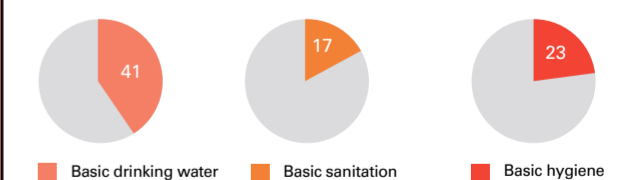
Child marriage



LIVING IN A SAFE AND CLEAN ENVIRONMENT	Regions																	Madagascar					
	Analamanga	Vakinankaratra	Itasy	Bongolava	Haute Matsiatra	Amoron'i Mania	Vavovavy Fitovinany	Ihorombe	Atsimo Atsinanana	Atsinanana	Analanjiroro	Alaotra Mangoro	Boeny	Sofia	Betsiboka	Melaky	Atsimo Andrefana		Androy	Anosy	Menabe	Diana	Sava
Percentage of the population using basic drinking water services	74	47	55	51	38	27	24	24	11	44	40	43	41	30	32	20	29	26	26	32	51	36	41
Percentage of household members with E. coli in drinking water	50	81	93	96	94	91	96	93	99	86	99	97	80	99	100	98	94	99	72	95	86	99	87
Percentage of household members with handwashing facilities where soap and water are present	35	31	40	16	15	6	8	4	24	45	26	29	16	20	9	14	6	13	16	53	29	29	23
Percentage of population practicing open defecation	5	13	9	24	48	23	64	85	72	25	9	28	66	43	65	72	72	59	52	83	58	46	40
Percentage of the population using basic sanitation service	30	23	40	22	8	25	10	4	14	25	28	17	10	18	8	4	1	16	11	6	10	11	17

- Basic drinking water services: an improved source, provided collection time is not more than 30 minutes for a roundtrip including queuing
- Basic sanitation services: improved sanitation facilities which are not shared with other households
- Basic Hygiene Services: availability of a handwashing facility on premises with soap and water

Drinking Water, Sanitation and Hygiene



FAIR CHANCE IN LIFE	Regions																	Madagascar					
	Analamanga	Vakinankaratra	Itasy	Bongolava	Haute Matsiatra	Amoron'i Mania	Vavovavy Fitovinany	Ihorombe	Atsimo Atsinanana	Atsinanana	Analanjiroro	Alaotra Mangoro	Boeny	Sofia	Betsiboka	Melaky	Atsimo Andrefana		Androy	Anosy	Menabe	Diana	Sava
Percentage of children aged 2-17 with functional difficulty in at least one domain	11	16	8	32	8	8	9	14	13	12	14	19	7	9	12	5	10	26	9	15	23	13	13
Percentage of household members benefiting from any non-contributory social transfer in the last three months	2	4	0	5	8	3	8	1	4	4	1	0	0	1	1	2	14	36	11	3	2	1	6

- Non-contributory social transfers do not include support for schooling and retirement pensions

Functional difficulties

9.6% of children aged 2-4 and 14.2% of children aged 5-17 have functional difficulties in at least one domain.

